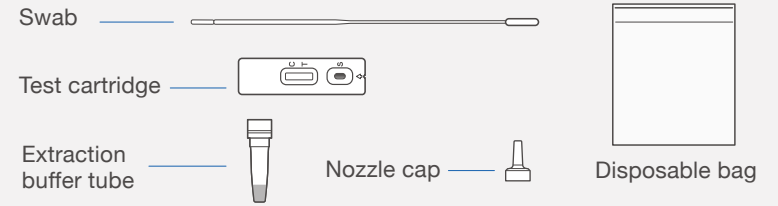


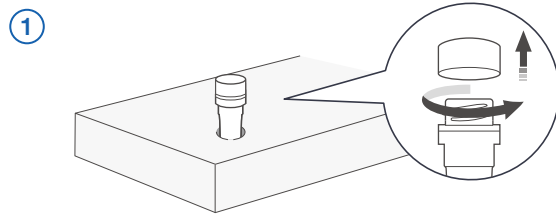
SARS Coronavirus Antigen Kit for general use

VTRUST[®] SARS-CoV-2 Ag (For general use)

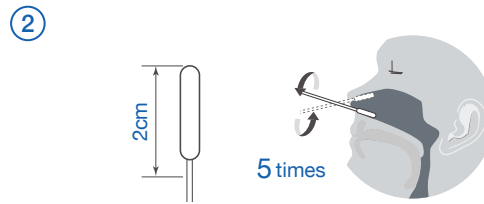
Contents



How to use



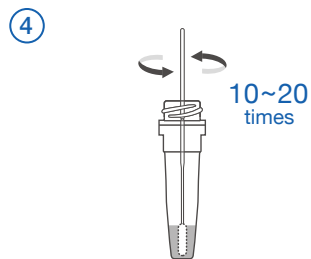
First of all, unscrew and discard the cap on the extraction buffer tube carefully. Put it in the tube-stand on the back of the box.



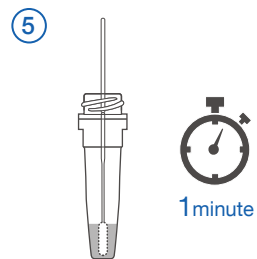
Next, open the swab package. Insert the swab in one nostril. Insert the swab 2cm inside the nostril (hole of nose) toward the center of the face, put it on the nasal wall lightly, rotate it at least 5 times slowly and leave it as it is for around 5 seconds.



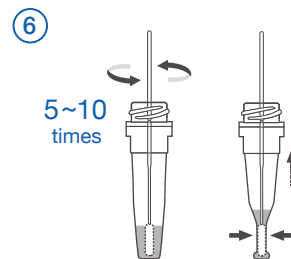
Repeat these steps in your other nostril. Insert the swab 2cm inside the nostril (hole of nose) toward the center of the face, put it on the nasal wall lightly, rotate it at least 5 times slowly and leave it as it is for around 5 seconds.



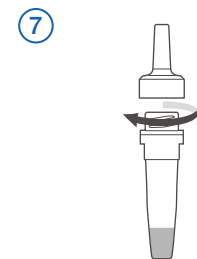
Immerse the tip of the swab into the extract buffer tube. Roll the swab at least 10-20 times while pressing the head against the bottom and side of the extraction buffer tube.



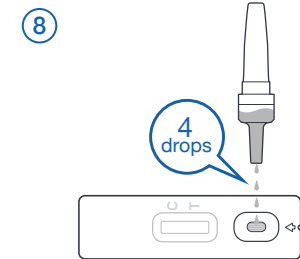
Leave the swab in the extraction buffer tube for 1 minute.



After 1 minute, roll the swab head toward the inside of the extraction buffer tube at least 5-10 times. Dispose the used swab from the extraction buffer tube by squeezing the sides of the tube to extract the liquid from the swab.

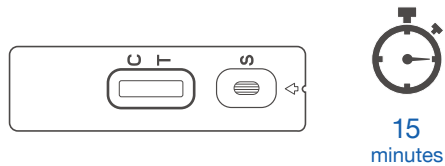


Screw the nozzle cap tightly onto the extraction buffer tube.



Open the test cartridge. Add 4 drops of the processed sample into the sample [S] well. Do not handle or move the cartridge until the test is completed and ready for interpretation.

⑨



An interpretation is available after 15-20 minutes.
Some positive results may appear sooner.

※ Do not read the results after 20 minutes.
It may provide false results.

⊕ Positive



In addition to the presence of the colored C line, if the colored T line appears, the test result indicates the presence of the SARS-CoV-2 virus in the nasal swab sample.
Within the specified observation time, a weak colored line should be judged as a positive result.

⊖ Negative



If only the colored C line appears, the test result indicates that the SARS-CoV-2 virus is not detected at the time when the nasal swab sample was collected.

⊗ Invalid Assay



There should always be a colored control line in the control region regardless of the test result. If the control line is not seen, repeat the assay with a new test cartridge.

Please dispose of the used extraction buffer tube, test cartridge, etc. according to the instructions of the municipality.



V TRUST[®] How to use video

https://med.nipro.co.jp/ratvt_nprgeneral_movie

[Precautions]

Please receive an explanation from a pharmacist and carefully read the "Precautions" before use.

If the test result is "positive(+)", please visit a medical institution.

Even if the test result is "negative(-)", if you have symptoms, please seek medical advice appropriately.